

- REL-12
- In-pavement Runway Edge Light (12-inch)



Compliance with Standards

- CAAC: AC-137-CA-2015-03
- SAC: GB/T 7256
- ICAO: Annex 14, Volume 1
- IEC: TS 61827
- FAA: AC 150/5345-46
- NATO: STANAG 3316

Application/Use

Runway edge light

Features

- Proprietary prism structural design and manufacturing process to ensure excellent optical performance
- Self-alignment optical component without need of recalibration when replacing bulb as well as optical components
- Filter with improved coating process, featuring good transmittance, high bonding and excellent thermo stability
- Upper cover with flat out-light surface to prevent from water buildup and ensure high luminous efficiency
- Upper cover with equal-strength design and forging craft, which has premium mechanical and barrier capacity, and shock resistance ability
- Smooth and sleek upper cover to prevent from damaging aircraft tires
- Lighting fixture made of highly conductive aluminum alloy, which ensures good heat dispersion
- Bulb Fixed mount suspension design to effectively prolong bulb's lifetime
- Main structure made of corrosion-resistant aluminum alloy with special special anodic oxidation treatment, all fasteners are made of stainless steel, suitable for harsh environment application
- High-precision parts and components machining to ensure all dimensional quality and precision
- IP68-grade, that can withstand inner pressure of up to 138kpa or water pressure generated from aircrafts' impact on the optical window
- Interchangeable, modular-designed components, applicable for all kinds of 12-inch in-pavement lights (halogen type), which effectively runs down the inventories.

Ordering Information

REL-12-X-210-XX

Type _____
REL-12=12-inch Inpavement Runway Edge Light

Beam direction _____

L=Toe-in left
R=Toe-in right

Power _____
210=2×105W

Beam color _____

YC=Winow 1: yellow window 2: white
CY=Winow 1: white window 2: yellow
CC=Both windows: white
CR=Winow 1: white window 2: red
RC=Winow 1: red window 2: white

* Please provide detailed installation info while ordering, spare parts and accessories should be separately ordered with specific order no.

Installation

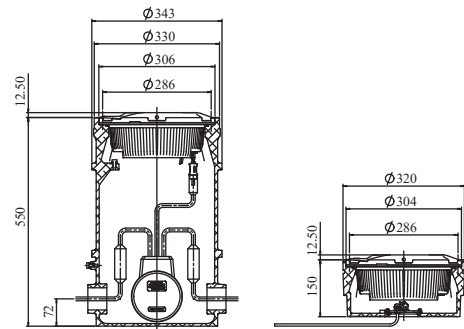


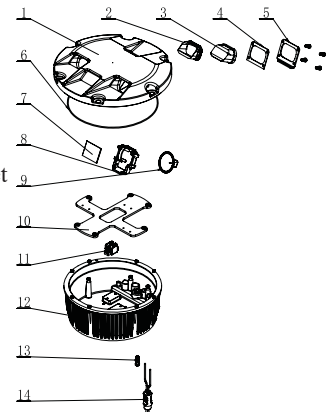
Fig. 1 On 12" deep base

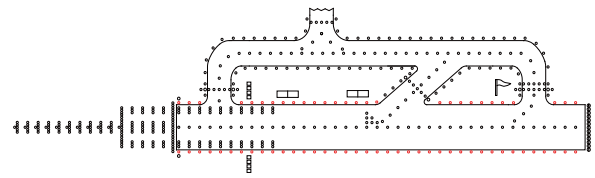
Fig. 2 On 12" shallow base

* Please find detailed information in installation manual

Structure

1. Upper cover
2. Prism Gasket Sleeve
3. Prism
4. Prism Gasket
5. Prism Pressing Bracket
6. Light Body Gasket
7. Filter
8. Lampholder
9. Lamp
10. Mounting Plate
12. Terminal Block
12. Inner Cover
13. Valve
14. Plug



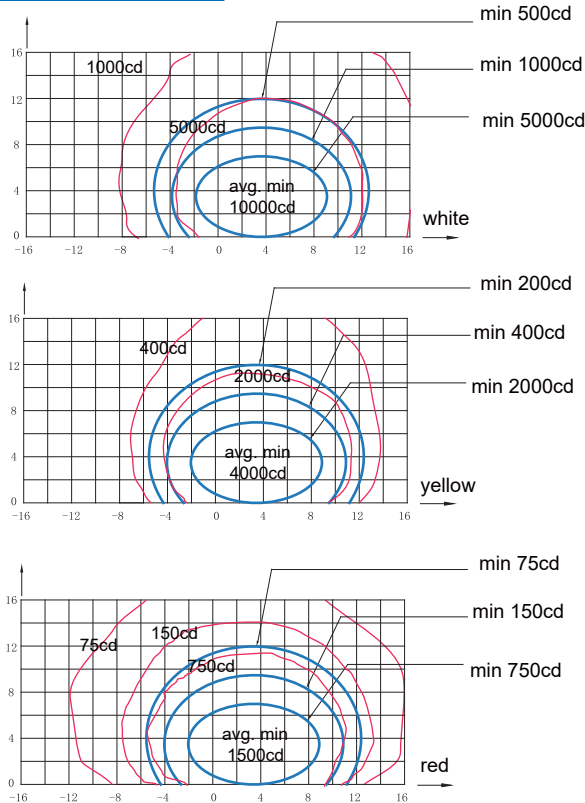


- REL-12
- In-pavement Runway Edge Light (12-inch)

Light Source

Lamp: Two 105W/6.6A reflector halogen lamps.

Photometric Data



REL-12, ICAO Figure A2-9, FAA L-850C

Application		Main beam		Color	Required min avg. cd	Actual avg. cd
		H	V			
REL-12	ICAO Figure A2-9/ FAA L-850C	±5.5° 3.5° toe-in	0° to 7°	White	10000	11152
				Yellow	4000 (5000)	4869
				Red	1500 (2000)	2354
	ICAO Figure A2-10	±6.5° 4.5° toe-in	0° to 7°	White	10000	10500
				Yellow	4000 (5000)	4602
				Red	1500 (2000)	2214

Packing Data

- 1 light w/o base Packing size: 330×330×150 mm³
- Unit net weight: 6.7 kg Gross weight: 7.3 kg
- 1 light w/ 12" shallow base Packing size: 340×340×190 mm³
- Unit net weight: 11.1 kg Gross weight: 11.8 kg

Spare parts

Struc No.	Part Name	Order No.	Description
2	Prism Gasket Sleeve	43107	Prism Gasket Sleeve (H33.8)
3	Prism	31141	Prism (oversized)
4	Prism Gasket	43307	Prism Gasket (62×47)
5	Prism Pressing Bracket	43208	Prism Pressing Bracket (62×55)
6	Light Body Gasket	41135	"O" Ring Seal (228.27×2.62)
7	Filter	31316-Y	Filter-Yellow (53×36)
		31316-R	Filter-Red (53×36)
8	Lamp Holder	942133	28° Lamp Holder (assy)
9	Lamp	L64339	Halogen Lamp, 105W/6.6A
11	Terminal Block	941201	Ceramic Terminal Block Assy for In-pavement Lights
13	Valve	941801	Valve Inside Assy
14	Plug	HT70603	Secondary Cable Connector - Style 6 Plug

Accessories

Sn	Order No.	Description
1	SB-12	12" Shallow Base Assy
2	DB-12	12" Deep Base Assy
3	41115	12" Base O-ring Gasket
4	51121	12" Lamp Holder
5	ITF-300-066	200W Isolation Transformer
6	REC7	Secondary Cable Receptacle Style 7